

# Fittings, Gauges & Adapters

## Pipe Fittings 150lbs - 316 Stainless Steel

**Sizes:** 1/8" to 6"

**Materials:** 316 Stainless Steel

**Details:**

- Manufactured to the requirements of ASTM A-351

Basic dimensions and pressure ratings in accordance with ANSI B16.3/150lbs



### BSPT HEXAGON NIPPLE

PART NO.	BSPT THREAD
H0.125SHN	1/8"
H0.25SHN	1/4"
H0.37SHN	3/8"
H0.5SHN	1/2"
H0.75SHN	3/4"
H1SHN	1"
H1.25SHN	1 1/4"
H1.5SHN	1 1/2"
H2SHN	2"
H2.5SHN	2 1/2"



### BSPT BARREL NIPPLE

PART NO.	BSPT THREAD
H0.125BNM	1/8"
H0.25SBNM	1/4"
H0.375SBNM	3/8"
H0.5SBNM	1/2"
H0.75SBNM	3/4"
H1SBNM	1"
H1.25SBNM	1 1/4"
H1.5SBNM	1 1/2"
H2SBNM	2"



### BSPT WELDING NIPPLE

PART NO.	BSPT THREAD
H0.125SWNM	1/8"
H0.25SWNM	1/4"
H0.375SWNM	3/8"
H0.5SWNM	1/2"
H0.75SWNM	3/4"
H1SWNM	1"
H1.25SWNM	1 1/4"
H1.5SWNM	1 1/2"
H2SWNM	2"

## Fittings, Gauges & Adapters



BSPT CLOSE TAPER NIPPLE	
PART NO.	BSPT THREAD
H0.375SCTN	3/8"
H0.5SCTN	1/2"
H0.75SCTN	3/4"
H1SCTN	1"
H1.25SCTN	1 1/4"
H1.5SCTN	1 1/2"
H2SCTN	2"



BSP PI. ROUND BLANKING CAP	
PART NO.	BSP PI. THREAD
H0.125SRC	1/8"
H0.25SRC	1/4"
H0.375SRC	3/8"
H0.5SRC	1/2"
H0.75SRC	3/4"
H1SRC	1"
H1.25SRC	1 1/4"
H1.5SRC	1 1/2"
H2SRC	2"

E



BSP PI. FEMALE 90° ELBOW	
PART NO.	BSP PI. THREAD
H0.125S9OFF	1/8"
H0.25S9OFF	1/4"
H0.375S9OFF	3/8"
H0.5S9OFF	1/2"
H0.75S9OFF	3/4"
H1S9OFF	1"
H1.25S9OFF	1 1/4"
H1.5S9OFF	1 1/2"
H2S9OFF	2"
H2.5S9OFF	2 1/2"
H3S9OFF	3"



BSP PI. 45° ELBOW FEMALE	
PART NO.	BSP PI. THREAD
H0.125S45FF	1/8"
H0.25S45FF	1/4"
H0.375S45FF	3/8"
H0.5S45FF	1/2"
H0.75S45FF	3/4"
H1S45FF	1"
H1.25S45FF	1 1/4"
H1.5S45FF	1 1/2"
H2S45FF	2"

## Fittings, Gauges & Adapters



### BSP PI. UNION FEMALE

PART NO.	BSP PI. THREAD
H0.125SUFF	1/8"
H0.25SUFF	1/4"
H0.375SUFF	3/8"
H0.5SUFF	1/2"
H0.75SUFF	3/4"
H1SUFF	1"
H1.25SUFF	1 1/4"
H1.5SUFF	1 1/2"
H2SUFF	2"

E



### BSP PI. SCREWED FEMALE SOCKET

PART NO.	BSP PI. THREAD
H0.125SFS	1/8"
H0.25SFS	1/4"
H0.375SFS	3/8"
H0.5SFS	1/2"
H0.75SFS	3/4"
H1SFS	1"
H1.25SFS	1 1/4"
H1.5SFS	1 1/2"
H2SFS	2"
H2.5SFS	2 1/2"
H3SFS	3"



### BSP PI. FEMALE HALF SOCKET

PART NO.	BSP PI. THREAD
H0.125SHS	1/8"
H0.25SHS	1/4"
H0.375SHS	3/8"
H0.5SHS	1/2"
H0.75SHS	3/4"
H1SHS	1"
H1.25SHS	1 1/4"
H1.5SHS	1 1/2"
H2SHS	2"
H2.5SHS	2 1/2"
H3SHS	3"



### BSPT HEXAGON HEADED BLANK PLUG

PART NO.	BSPT THREAD
H0.125SHPH	1/8"
H0.25SHPH	1/4"
H0.375SHPH	3/8"
H0.5SHPH	1/2"
H0.75SHPH	3/4"
H1SHPH	1"
H1.25SHPH	1 1/4"
H1.5SHPH	1 1/2"
H2SHPH	2"
H2.5SHPH	2 1/2"
H3SHPH	3"

## Fittings, Gauges & Adapters



### BSPT SQUARE BLANK PLUG

PART NO.	BSPT THREAD
H0.125SHPS	1/8"
H0.25SHPS	1/4"
H0.375SHPS	3/8"
H0.5SHPS	1/2"
H0.75SHPS	3/4"
H1SHPS	1"
H1.25SHPS	1 1/4"
H1.5SHPS	1 1/2"
H2SHPS	2"
H2.5SHPS	2 1/2"
H3SHPS	3"



### BSP PI. HEXAGON LOCKNUT

PART NO.	BSP PI. THREAD
H0.125SLN	1/8"
H0.25SLN	1/4"
H0.375SLN	3/8"
H0.5SLN	1/2"
H0.75SLN	3/4"
H1SLN	1"
H1.25SLN	1 1/4"
H1.5SLN	1 1/2"
H2SLN	2"
H2.5SLN	2 1/2"
H3SLN	3"

E

# Fittings, Gauges & Adapters

## 316 Stainless Steel Weld End Pipe Fittings

**Sizes:** 3/4" to 6"

**Materials:** 316 Stainless Steel

**Details:** • All have a schedule 10 wall thickness and are suitable for welding to pipe or to corrugated metal hose

E



BUTT WELD 90° ELBOW (SCHEDULE 10)	
PART NO.	NOMINAL PIPE SIZE
H0.75S90	3/4"
H1S90	1"
H1.25S90	1 1/4"
H1.55S90	1 1/2"
H2S90	2"
H2.5S90	2 1/2"
H3S90	3"
H4S90	4"
H5S90	5"
H6S90	6"



BUTT WELD 45° ELBOW (SCHEDULE 10)	
PART NO.	NOMINAL PIPE SIZE
H0.75S45	3/4"
H1S45	1"
H1.25S45	1 1/4"
H1.5S45	1 1/2"
H2S45	2"
H2.5S45	2 1/2"
H3S45	3"
H4S45	4"
H5S45	5"
H6S45	6"



BUTT WELD TYPE A STUB END (SCHEDULE 10)	
PART NO.	NOMINAL PIPE SIZE
H0.75SSE	3/4"
H1SSE	1"
H1.25SSE	1 1/4"
H1.5SSE	1 1/2"
H2SSE	2"
H2.5SSE	2 1/2"
H3SSE	3"
H4SSE	4"
H5SSE	5"
H6SSE	6"

## 316 Stainless Steel Flanges



ASA 150 RAISED FACE SLIP ON FLANGE	
PART NO.	NOMINAL PIPE SIZE
0.5SASA	1/2"
0.75SASA	3/4"
1SASA	1"
1.25SASA	1 1/4"
1.5SASA	1 1/2"
2SASA	2"
2.5SASA	2 1/2"
3SASA	3"
4SASA	4"
6SASA	6"



PN16/3 RAISED FACE SLIP ON FLANGE	
PART NO.	NOMINAL PIPE SIZE
0.5SNP16	1/2"
0.75SNP16	3/4"
1SNP16	1"
1.25SNP16	1 1/4"
1.5SNP16	1 1/2"
2SNP16	2"
2.5SNP16	2 1/2"
3SNP16	3"
4SNP16	4"
6SNP16	6"

- ASA/150 Flanges are raised face slip-on type and are suitable for working pressure of 10 bar (150 psi)
- PN16/3 Flanges are raised face slip-on type and are suitable for a working pressure of 16 Bar (225 psi)

E

# Fittings, Gauges & Adapters

## Smooth Tails BS EN 14420-2:2004 (Hose side of Stem) BS EN 14420-5:2004 (Threaded Connection)



### SMOOTH TAIL COUPLINGS WITH COLLAR - FEMALE

PART NO.	HOSE TAIL (mm)	BSPP THREAD	MATERIAL
SF19/SS	19	3/4"	Stainless Steel
SF25/SS	25	1"	Stainless Steel
SF32/SS	32	1 1/4"	Stainless Steel
SF38/SS	38	1 1/2"	Stainless Steel
SF50/SS	50	2"	Stainless Steel
SF65/SS	65	2 1/2"	Stainless Steel
SF75/SS	75	3"	Stainless Steel
SF100/SS	100	4"	Stainless Steel
SF19/BR	19	3/4"	Brass
SF19/BR	25	1"	Brass
SF19/BR	32	1 1/4"	Brass
SF19/BR	38	1 1/2"	Brass
SF19/BR	50	2"	Brass
SF19/BR	65	2 1/2"	Brass
SF19/BR	75	3"	Brass
SF19/BR	100	4"	Brass

For EN 14420-3: 2004 Safety Clamps see page 74

### SMOOTH TAIL COUPLINGS WITH COLLAR - MALE

PART NO.	HOSE TAIL (mm)	BSPP THREAD	MATERIAL
SM19/SS	19	3/4"	Stainless Steel
SM25/SS	25	1"	Stainless Steel
SM32/SS	32	1 1/4"	Stainless Steel
SM38/SS	38	1 1/2"	Stainless Steel
SM50/SS	50	2"	Stainless Steel
SM65/SS	65	2 1/2"	Stainless Steel
SM75/SS	75	3"	Stainless Steel
SM100/SS	100	4"	Stainless Steel
SM19/BR	19	3/4"	Brass
SM19/BR	25	1"	Brass
SM19/BR	32	1 1/4"	Brass
SM19/BR	38	1 1/2"	Brass
SM19/BR	50	2"	Brass
SM19/BR	65	2 1/2"	Brass
SM19/BR	75	3"	Brass
SM19/BR	100	4"	Brass

For EN 14420-3: 2004 Safety Clamps see page 74

## Fittings, Gauges & Adapters

### Fixed & Swivel Flanged Smooth Tails BS EN 14420-2:2004 (Hose side of Stem) BS EN 14420-2:2004 (Flange Connection)



#### FIXED FLANGED HOSE SPIGOTS X TAIL

PART NO.	SIZE	MATERIAL
FF25/CS	DN25	Carbon Steel
FF32/CS	DN32	Carbon Steel
FF40/CS	DN40	Carbon Steel
FF50/CS	DN50	Carbon Steel
FF65/CS	DN65	Carbon Steel
FF80/CS	DN80	Carbon Steel
FF100/CS	DN100	Carbon Steel
FF25/SS	DN25	Stainless Steel
FF32/SS	DN32	Stainless Steel
FF40/SS	DN40	Stainless Steel
FF50/SS	DN50	Stainless Steel
FF65/SS	DN65	Stainless Steel
FF80/SS	DN80	Stainless Steel
FF100/SS	DN100	Stainless Steel

These flanges have PN16 PCD drilling, other flanges including specials are available upon request. Please note: PN10 and PN16 dimensions are the same up to DN150. Stainless steel units are produced from 316. Carbon steel are zinc plated for protection. This range of flanged spigots come complete with a smooth hose tail and retaining collar suitable for use with our range of safety clamps.

E

#### SWIVEL FLANGED HOSE SPIGOTS X TAIL

PART NO.	SIZE	MATERIAL
FS25/CS	DN25	Carbon Steel
FS32/CS	DN32	Carbon Steel
FS40/CS	DN40	Carbon Steel
FS50/CS	DN50	Carbon Steel
FS65/CS	DN65	Carbon Steel
FS80/CS	DN80	Carbon Steel
FS100/CS	DN100	Carbon Steel
FS125/CS	DN125	Carbon Steel
FS150/CS	DN150	Carbon Steel
FS200/CS	DN200	Carbon Steel
FS25/SS	DN25	Stainless Steel
FS32/SS	DN32	Stainless Steel
FS40/SS	DN40	Stainless Steel
FS50/SS	DN50	Stainless Steel
FS65/SS	DN65	Stainless Steel
FS80/SS	DN80	Stainless Steel
FS100/SS	DN100	Stainless Steel



These flanges have PN16 PCD drilling, other flanges including specials are available upon request. Please note: PN10 and PN16 dimensions are the same up to DN150. Stainless steel units are produced from 316. Carbon steel are zinc plated for protection. This range of flanged spigots come complete with a smooth hose tail and retaining collar suitable for use with our range of safety clamps.



# Fittings, Gauges & Adapters

## Instrumentation Fittings

**Applications:** High pressure. High temperature. Nitrogen .Helium Flammable gases. Hydraulic gases. Corrosive media.

Instrumentation fittings come completely assembled.

- Installation Instructions:**
1. Cut tubing squarely and clean tube end thoroughly to remove burrs.
  2. Insert the tubing into the assembly making sure the tubing seats firm against the shoulder of the body and the nut is finger tight.
  3. Tighten the nut with a wrench 1<sup>1</sup>/<sub>4</sub> turns, while holding the body with a second wrench.

- Features:**
- Fully interchangeable with Swagelok® and Parker A-Lok® fittings
  - Double collet (ferrule) swaging action
  - Two positive seal points
  - ASTM material construction

**Material:** • 316 stainless steel temperature ratings: **-198°C to 648°C** (-325°F to 1200°F)

**Pressure Ratings:** • **See chart below.** *Ratings listed are for reference only.*

- Safety Guidelines:**
- Never connect, disconnect or remake a fitting with pressure in the system.
  - Make sure all the fittings are properly installed.
  - It is not recommended to go beyond the pressure rating of the tubing. Elongation could occur in the tubing, shrinking the wall thickness and cause potential harm.
  - For proper sealing it is recommended that the tubing and fittings be of like material.
  - Always use proper thread lubricant and sealants on tapered pipe threads.
  - Never bleed a system by loosening a fitting.

E

SUGGESTED WORKING PRESSURES (PSI)							
WALL THK. (INCH)	.028	.035	.049	.065	.083	.095	.109
1/4"	4,000	5,100	7,500	10,100	-	-	-
3/8"	-	3,300	4,700	6,600	-	-	-
1/2"	-	2,600	3,700	5,00	6,600	-	-
5/8"	-	-	2,900	3,900	5,200	6,000	-
3/4"	-	-	2,400	3,200	4,200	4,900	5,700



MALE CONNECTORS				
PART #	TUBE OD	MALE NTP	INTERCHANGES	PKG QTY
4-DMC-2	1/4"	1/8"-27	400-1-2	10
4-DMC-4	1/4"	1/4"-18	400-1-4	10
4-DMC-6	1/4"	3/8"-18	400-1-6	10
4-DMC-8	1/4"	1/2"-14	400-1-8	10
6-DMC-4	3/8"	1/4"-18	600-1-4	10
6-DMC-6	3/8"	3/8"-18	600-1-6	10
6-DMC-8	3/8"	1/2"-14	600-1-8	10
8-DMC-4	1/2"	1/4"-18	810-1-4	10
8-DMC-6	1/2"	3/8"-18	810-1-6	10
8-DMC-8	1/2"	1/2"-14	810-1-8	10
10-DMC-8	5/8"	1/2"-14	1010-1-8	10
12-DMC-8	3/8"	1/2"-14	1210-1-8	10
12-DMC-12	3/8"	3/4"	1210-1-12	10



# Fittings, Gauges & Adapters



## FEMALE CONNECTORS

PART #	TUBE OD	MALE NTP	INTERCHANGES	PKG QTY
4-DFC-2	1/4"	1/8"-27	400-7-2	10
4-DFC-4	1/4"	1/4"-18	400-7-4	10
6-DFC-4	3/8"	1/4"-18	600-7-4	10
6-DFC-8	3/8"	1/2"-14	600-7-8	10
8-DFC-8	1/2"	1/2"-14	810-7-8	10



## MALE ELBOWS

PART #	TUBE OD	MALE NTP	INTERCHANGES	PKG QTY
4-DME-2	1/4"	1/8"-27	400-2-2	10
4-DME-4	1/4"	1/4"-18	400-3-4	10
6-DME-4	3/8"	1/4"-18	600-2-4	10
6-DME-6	3/8"	3/8"-18	600-2-6	10
8-DME-8	1/2"	1/2"-14	810-2-8	10
12-DME-8	3/4"	1/2"-14	1210-2-8	10
12-DME-12	3/4"	3/4"	1210-2-12	10

E



## UNION TEES

PART #	TUBE OD	INTERCHANGES	PKG QTY
4-DTTT-4	1/4"	400-3	10
6-DTTT-6	3/8"	600-3	10
8-DTTT-8	1/2"	810-3	10



## UNIONS

PART #	TUBE OD	INTERCHANGES	PKG QTY
4-DU	1/4" x 1/4"	400-6	10
6-DU-4	3/8" x 1/4"	600-6-4	10
6-DU	3/8" x 3/8"	600-6	10
8-DU	1/2" x 1/2"	810-6	10



## BULKHEAD UNIONS

PART #	TUBE OD	INTERCHANGES	PKG QTY
4-DBHU-4	1/4"	400-61	10
6-DBHU-6	3/8"	600-61	10
8-DBHU-8	1/2"	810-61	10



## FRONT FERRULES


PART #	TUBE OD	INTERCHANGES	PKG QTY
DFC-4	1/4"	403-1	10
DFC-6	3/8"	603-1	10
DFC-8	1/2"	813-1	10



# Fittings, Gauges & Adapters



REAR FERRULES			
PART #	TUBE OD	INTERCHANGES	PKG QTY
DRC-4	1/4"	404-1	10
DRC-6	3/8"	604-1	10
DRC-8	1/2"	814-1	10



FERRULE SETS			
PART #	TUBE OD	INTERCHANGES	PKG QTY
DCSET-4-10	1/4"	400SET	10
DCSET-6-10	3/8"	600SET	10
DCSET-8-10	1/2"	800SET	10



E

NUTS			
PART #	TUBE OD	INTERCHANGES	PKG QTY
DN-4	1/4"	402-1	10
DN-6	3/8"	602-1	10
DN-8	1/2"	812-1	10



UNION ELBOWS			
PART #	TUBE OD	INTERCHANGES	PKG QTY
4-DELU-4	1/4"	400-9	10
6-DELU-6	3/8"	600-9	10
8-DELU-8	1/2"	810-93	10



REDUCERS			
PART #	TUBE OD	INTERCHANGES	PKG QTY
4-DRATT-2	1/4" x 1/8"	400-R-2	10
6-DRATT-4	3/8" x 1/4"	600-R-4	10
6-DRATT-8	3/8" x 1/2"	600-R-8	10
8-DRATT-12	1/2" x 3/4"	810-R-12	10
12-DRATT-8	3/4" x 1/2"	1210-R-8	10




FEMALE ELBOWS				
PART #	TUBE OD	FEMALE NTP	INTERCHANGES	PKG QTY
4-DFE-4	1/4"	1/4"-18	400-8-2	10
6-DFE-6	3/8"	1/4"-18	600-8-4	10
8-DFE-8	1/2"	1/2"-14	810-8-8	10



MALE BRANCH TEE				
PART #	TUBE OD	FEMALE NTP	INTERCHANGES	PKG QTY
4-DTTM-4	1/4"	1/4"-18	400-3-4TTM	10

# Fittings, Gauges & Adapters



MALE RUN TEES				
PART #	TUBE OD	FEMALE NTP	INTERCHANGES	PKG QTY
4-DTMT-4	1/4"	1/4"-18	400-3-4TMT	10
6-DTMT-4	3/8"	1/4"-18	600-3TMT	10



CAPS			
PART #	TUBE OD	INTERCHANGES	PKG QTY
4-DCAP	1/4"	400-C	10
6-DCAP	3/8"	600-C	10
8-DCAP	1/2"	810-C	10



PLUGS			
PART #	TUBE OD	INTERCHANGES	PKG QTY
4-DFPLUG	1/4"	400-P	10
6-DFPLUG	3/8"	600-P	10
8-DFPLUG	1/2"	810-P	10

**E**

## Brass Hose Fittings



MALE INSERTS NPT		
PART NO.	HOSE SIZE	NPT SIZE
BN11	1/8"	1/8"
BN151	3/16"	1/8"
BN152	3/16"	1/4"
BN21	1/4"	1/8"
BN22	1/4"	1/4"
BN23	1/4"	3/8"
BN251	5/16"	1/8"
BN252	5/16"	1/4"
BN253	5/16"	3/8"
BN31	3/8"	1/8"
BN32	3/8"	1/4"
BN33	3/8"	3/8"
BN34	3/8"	1/2"
BN42	1/2"	1/4"
BN43	1/2"	3/8"
BN44	1/2"	1/2"
BN46	1/2"	3/4"
BN53	5/8"	3/8"
BN54	5/8"	1/2"
BN56	5/8"	3/4"
BN64	3/4"	1/2"
BN66	3/4"	3/4"
BN86	1"	3/4"
BN88	1"	1"

Stainless Steel Hose Fittings are also available.



# Fittings, Gauges & Adapters

## Brass Crimp Ferrules

Stainless Steel Hose Fittings are also available.



E

BRASS FERRULES FOR AIR - BFM FOR MEDIUM WEIGHT HOSE						
PART NO.	FERRULE ID	FERRULE LENGTH	END HOLE SIZE	METAL GAUGE	**RIBBED DIE PART NO.	**PLAIN DIE PART NO.
BFM478	.478"	11/16"	21/64"	.024"	R41	P42
BFM478	.562"	1"	7/16"	.024"	R37	P38
BFM478	.593"	1"	7/16"	.024"	R36	P37
BFM478	.625"	1"	7/16"	.024"	R35	P36
BFM478	.656"	1"	7/16"	.024"	R34	P35
BFM478	.687"	1"	1/2"	.024"	R33	P34
BFM478	.718"	1"	5/8"	.024"	R31	P32
BFM478	.718"	1"	1/2"	.024"	R31	P32
BFM478	.750"	1"	5/8"	.024"	R30	P31
BFM478	.750"	1"	1/2"	.024"	R30	P31
BFM478	.781"	1"	5/8"	.024"	R29	P30
BFM478	.781"	1"	1/2"	.024"	R29	P30

BRASS FERRULES FOR AIR - BFL FOR LIGHT WEIGHT HOSE						
PART NO.	FERRULE ID	FERRULE LENGTH	END HOLE SIZE	METAL GAUGE	**RIBBED DIE PART NO.	**PLAIN DIE PART NO.
BFL380	.380"	1/2"	17/64"	.016"	R44	P45
BFL410	.410"	1/2"	17/64"	.016"	R43	P44
BFL450	.450"	9/16"	11/32"	.016"	R41	P42
BFL500	.500"	1/2"	11/32"	.016"	R40	P41
BFL525	.525"	1/2"	11/32"	.016"	R39	P40
BFL548	.548"	31/64"	3/8"	.016"	R38	P39
BFL564	.564"	3/4"	3/8"	.019"	R37	P38
BFL575	.575"	31/64"	15/32"	.016"	R37	P38
BFL600	.600"	1/2"	1/2"	.016"	R36	P37
BFL625	.625"	1/2"	1/2"	.016"	R35	P36
BFL650	.650"	1/2"	1/2"	.016"	R34	P35
BFL725	.725"	17/32"	1/2"	.016"	R31	P32
BFL750	.750"	17/32"	1/2"	.016"	R30	P31

BRASS FERRULES FOR FLUID - BFW FOR MEDIUM WEIGHT HOSE						
PART NO.	FERRULE ID	FERRULE LENGTH	END HOLE SIZE	METAL GAUGE	**RIBBED DIE PART NO.	**PLAIN DIE PART NO.
BF850	.850"	.850"	.568"	.019"	R26	P27
BFW875	.875"	.843"	.688"	.024"	R25	P26
BFW900	.900"	.843"	.688"	.024"	R24	P25
BFW975	.975"	.843"	.688"	.024"	R21	P22
BFW1025	1.025"	.843"	.693"	.024"	R19	P20
BFW1175	1.175"	.843"	.875"	.024"	R13	P14
BFMW1050	1.050"	.843"	.750"	.025"	R18	P19
BFMW1100	1.100"	.843"	.812"	.023"	R16	P17
BFMW1225	1.225"	.875"	.875"	.025"	R11	P12
BFMW1275	1.275"	.875"	1.000"	.025"	R9	P10
BFMW1400	1.400"	.687	1.120"	.030"	R4	P5
BFMW1500	1.500"	.875"	1.120"	.025"	-	P1
BFMW1550	1.550"	.781"	1.120	.020"	-	-



Stainless Steel Hose Fittings are also available.

\*\* These dies are for use with 5111A and 1765A ferrule machines.

# Fittings, Gauges & Adapters

## Ferrule Crimping Tools



### Manually Operated Ferrule Tools

- Scovill No. 5111A - Regular Ferrule Crimping Machine
- Base 8" x 3" - Body 7<sup>3</sup>/<sub>8</sub>" - Height with handle upright 27"
- Weight 29lbs (13kg)

Note: Does not include dies.

Air operated Ferrule Tool Available on request

MANUALLY OPERATED FERRULE TOOL	
PART NO.	
5111A	

E



### Hose Crimper

Hose Crimper provides "Big Tool" crimping advantages at a fraction of the cost. Rugged portable and easy to use.

HOSE CRIMPERS	
PART NO.	
855	
855A	



DIES FOR 855/855A					
PART NO.	DIE BORE	NOMINAL HOSE OD		CRIMPER NO. 855A	CRIMPER NO. 855A
		TO	FROM		
856-10	.375"	.385"	.406"	Optional	Optional
856-7	.437"	.447"	.468"	Optional	Standard
856-4	.484"	.490"	.520"	Standard	Standard
856-3	.531"	.540"	.562"	Standard	Standard
856-2	.578"	.590"	.625"	Standard	Standard
856-1	.625"	.640"	.671"	Standard	Standard
856-5	.687"	.690"	.710"	Standard	Optional
856-8	.750"	.760"	.781"	Optional	Optional
856-9	.812"	.820"	.843"	Optional	Optional


855 Crimper with 5 dies for 1/4" - 1 braid through 3/8" - 2 braid hose.

855A same as 855 except the largest die is replaced by 7/16" die for crimping 3/16" hose. (Welding hoses etc.).

Optional dies up to 13/16". (1/2" I.D. Hose available).



## Fittings, Gauges & Adapters



### Model 860 Large Hose Crimper (Sold without dies)


For crimping larger hoses from 1/2" to 1" I.D., 7/8" to 1 1/2" O.D. Crimps standard brass or aluminium ferrules. Order separate die for each hose diameter.

#### LARGE HOSE CRIMPERS

PART NO.

860

E



#### DIES FOR 860

DIE PART NO.	O.D. HOSE (mm)
861-22	17.5
861-23	18.3
861-24	19.0
861-25	19.8
861-26	20.6
861-27	26.2
861-28	22.2
861-29	23.0
861-30	23.8
861-31	24.6
861-32	25.0
861-33	25.8
861-34	26.6
861-36	28.2
861-38	29.8
861-40	31.4
861-42	32.9
861-44	34.5
861-468	36.1
861-48	37.7

## Fittings, Gauges & Adapters

### Tuff Lite & Plastic Fittings

**Size:** 1/8" to 2"


**Materials:** Nylon  
Polypropylene  
Kynar

**Properties:** Nylon Fittings are generally acceptable for working pressures up to 150 psi (10 bar) at normal room temperatures. At very low pressures temperatures can approach 175°F or 79°C with no degradation of the fittings strength. nylon fittings should not be used with acid based fertilisers, bromine, chlorine, flourine, hydrochloric acid, sulphuric acid and xylene. Made with material approved by FDA and NSF. Nylon should not be used with compressed gas.

Polypropylene should not be used with aromatic hydrocarbons, carbon tetra-chloride, petrol, hexane, kerosene, nitric acid, sodium hydrochloride, toluene, trichloroethylene or xylene. Polypropylene should not be used with compressed gas

**Details:**

- Nylon parts are White
- Polypropylene parts are Black
- Kynar (PVDF) parts are Tan



**FOR MORE INFORMATION ON TUFF LITE AND OTHER PLASTIC FITTINGS  
REQUIREMENTS PLEASE CONTACT DIXON ON:**

TELEPHONE: +44 (0)1772 323 529    FAX:+44 (0)1772 314 664    EMAIL: enquiries@dixoneurope.co.uk



Telephone: +44 (0)1772 323529

Fax: +44 (0)1772 314664

97



# Fittings, Gauges & Adapters

## Glycerine Filled Pressure Gauges

Stainless Steel liquid filled pressure gauges provide the corrosion resistance and durability of a permanently sealed gauge. Designed for severe service applications

**Details:** Case: AISI 304 Stainless Steel

**Nominal Size:** 63mm

**Connection:** BSPT / NPT / BSP Pl.

**Accuracy:** 1.5%

**Scale:** psi / kPa Dual Scale

**Ranges:** 35 – 10,000 psi

E



### 63mm DIAL PRESSURE GAUGE

PART NO.	PRESSURE RANGE (psi)
PG00030	0-35
PG00060	0-55
PG00085	0-85
PG00100	0-115
PG00160	0-145
PG00200	0-230
PG00360	0-360
PG00600	0-600
PG00800	0-870
PG01000	0-1160
PG02000	0-2230
PG03500	0-3500
PG05800	0-5800
PG06000	0-6000
PG08000	0-8000
PG10000	0-10000